


Editorial Policy

In preparing this latest publication, we have endeavored to select topics that are assumed to be material for a large number of our stakeholders and are vital in terms of the global environment and society. We have also chosen topics that are important for the sustainability of the Company.

This year, in addition to the Company's business strategies, Sanyo's initiatives for "Product Creation" and "Human Resources Development" to realize its corporate sustainability are introduced. Also, for the report on environmental/social activities, Sanyo's various activities, centering around topics that are assumed to be material for its stakeholders, are included, and a new feature is the introduction of various activities at overseas subsidiaries.

On the Sanyo Group "Environment & Social" website, there is also detailed performance data relating to Sanyo's overall environmental and social activities, in addition to an outline of the relevant activities and other information contained in this publication.



Information Regarding Organizational Change

In April 2008, Sanyo sold its mobile phone business by spin-off and made the corresponding business a discontinued operation. Consequently, based on the U.S. GAAP, its business results for fiscal 2008 were excluded from the financial report in this publication, in terms of net sales and operating income.

Scope

- Financial report: SANYO Electric Co., Ltd., and consolidated subsidiaries worldwide.
- Environmental report: SANYO Electric Co., Ltd., and manufacturing subsidiaries in Japan
- Social responsibility report: SANYO Electric Co., Ltd., and main related companies worldwide

Period

- April 1, 2007 to March 31, 2008
(Also includes some data, targets, and forecasts outside of this period.)

Publication

- October 2008
(Previous: November 2007, Next: Scheduled for September 2009)

Accuracy of Report Information

- The reliability of the information management system used by Sanyo for gathering environmental data, as well as the consistency of the information and relevant materials contained in this report has been reviewed by Det Norske Veritas AS (DNV), an independent auditing agency.

Reference Guidelines

- GRI Sustainability Reporting Guidelines 2006
- Environmental Reporting Guidelines, 2007 (Japanese Ministry of the Environment)
- Environmental Accounting Guidelines, 2005 (Japanese Ministry of the Environment)

Other Information

- Financial Information Annual Report (for corporate investors)
SANYO NOW (for individual stockholders)
<http://www.sanyo.com/investor-relations/>
- Technical Information SANYO Technical Review
<http://www.sanyo.co.jp/giho/index-e.html>

Inquiries

SANYO Electric Co., Ltd.

- Printed edition, general inquiries
Corporate Communications H.Q., CSR Dept.
TEL. +81-6-6994-3536 FAX. +81-6-6994-6831
- Environmental Report
Environmental Management H.Q.,
Corporate Environment Center
TEL. +81-6-6994-6089 FAX. +81-6-6994-4339

About Sanyo Electric

Corporate Profile

Name of Company: SANYO Electric Co., Ltd.
 Head Office: 5-5, Keihan-Hondori 2-Chome, Moriguchi City,
 Osaka Japan
 Founded / Incorporated: February 1947 / April 1950
 Executive Director & President: Seiichiro Sano

Capital: ¥322,242,319,083^{*1}
 Number of Employees: Non-consolidated 10,823;
 Consolidated 99,875^{*1}
 Number of Consolidated Companies:
 186 (67 in Japan and 119 overseas)^{*1}

■ Employees^{*1}

	Number of Employees	Average years of service
Total	10,823	19 yrs 9 mo
Male	8,719	20 yrs 0 mo
Female	2,104	19 yrs 8 mo

■ Total number of shares that can be issued, actually issued, and number of stockholders^{*1*2}

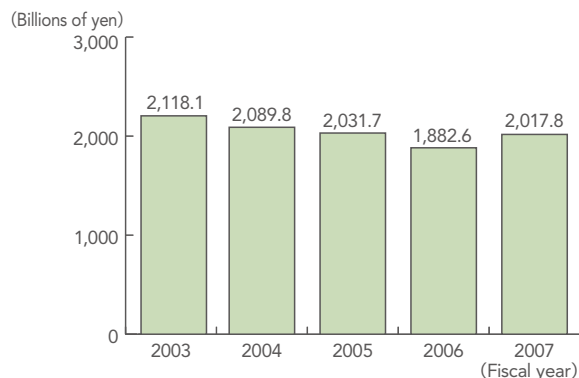
Type	Total number of shares that can be issued	Total number of shares issued	Number of stockholders
Common shares	7,060,300,000	1,872,338,099	249,236
Preferred shares A	182,600,000	182,542,200	3
Preferred shares B	246,100,000	246,029,300	3

*1. As of March 31, 2008

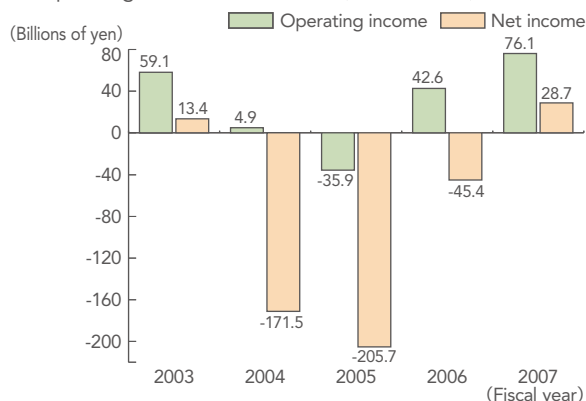
*2. The total number of issued common shares includes 18,585,763 in own shares.

Financial Report

■ Net Sales (consolidated)

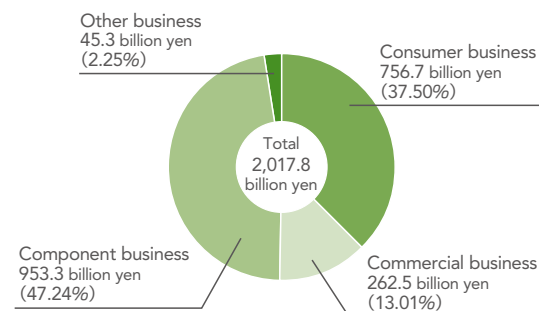


■ Operating income / Net income (consolidated)



*Based on accounting principles generally accepted in the United States of America, due to operations that were discontinued during fiscal 2008, regarding the consolidated financial information for fiscal 2007 and before, numerical values have been partially recalculated.

■ Sales by Division (consolidated)



■ Sales by Region (consolidated)

